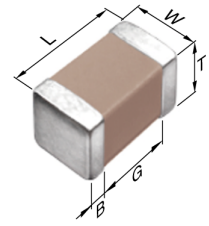


C1005X7R1H103M050BE



**TDK item description** C1005X7R1H103MT\*\*\*S

|                     |   |
|---------------------|---|
| <b>Applications</b> | Commercial Grade<br>Please refer to Part No. <a href="#">CGA2B3X7R1H103M050BE</a> for Automotive use. |
| <b>Feature</b>      | Soft Termination  |
| <b>Series</b>       | C1005 [EIA 0402]  |
| <b>Status</b>       | Production  |



Dimensions in mm

| Size                          |                      |
|-------------------------------|----------------------|
| Length(L)                     | 1.00mm +0.15,-0.05mm |
| Width(W)                      | 0.50mm +0.10,-0.05mm |
| Thickness(T)                  | 0.50mm +0.10,-0.05mm |
| Terminal Width(B)             | 0.10mm Min.          |
| Terminal Spacing(G)           | 0.30mm Min.          |
| Recommended Land Pattern (PA) | 0.30mm to 0.50mm     |
| Recommended Land Pattern (PB) | 0.35mm to 0.45mm     |
| Recommended Land Pattern (PC) | 0.40mm to 0.60mm     |

| Electrical Characteristics   |           |
|------------------------------|-----------|
| Capacitance                  | 10nF ±20% |
| Rated Voltage                | 50VDC     |
| Temperature Characteristic   | X7R(±15%) |
| Dissipation Factor (Max.)    | 5%        |
| Insulation Resistance (Min.) | 10000MΩ   |

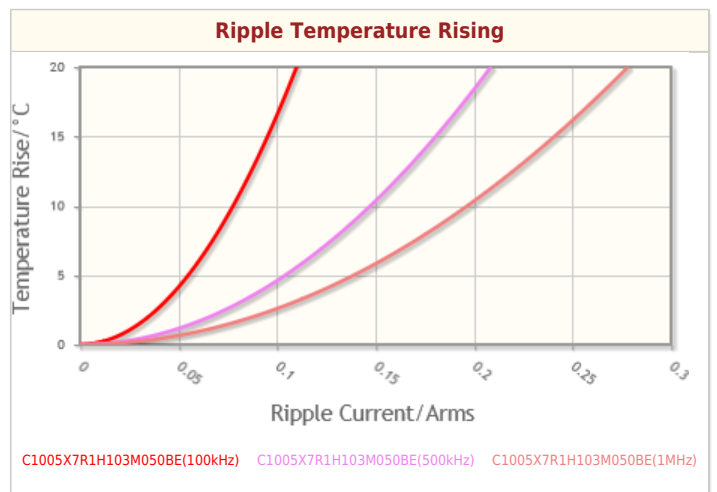
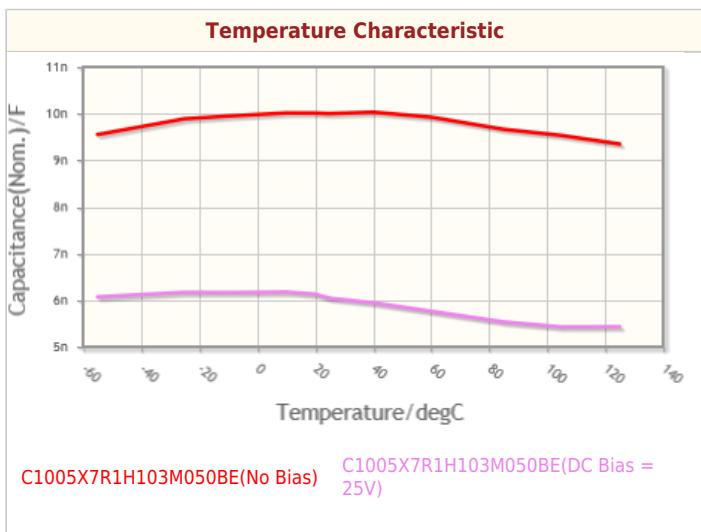
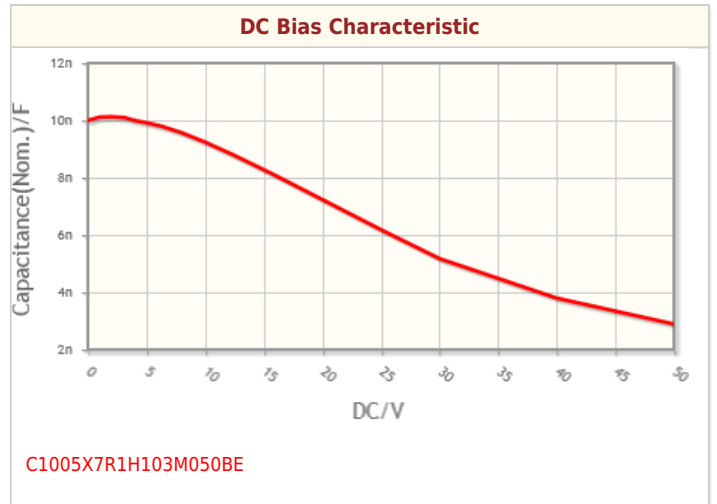
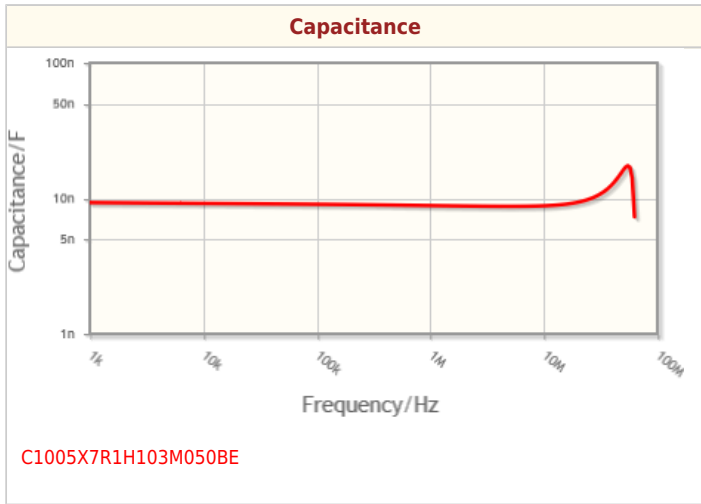
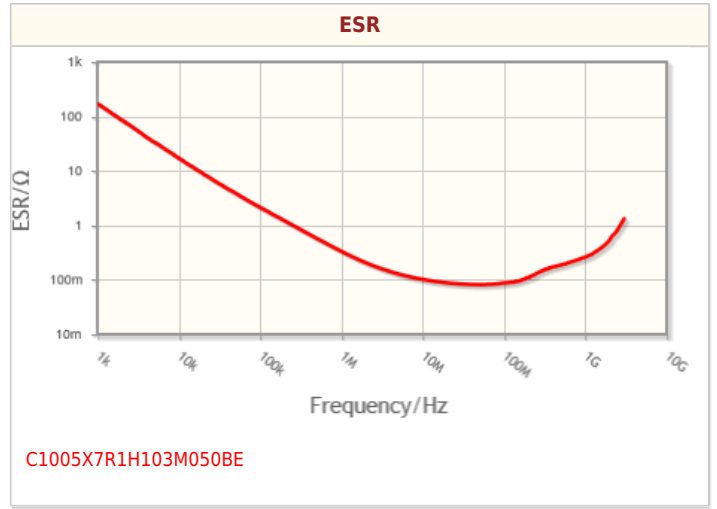
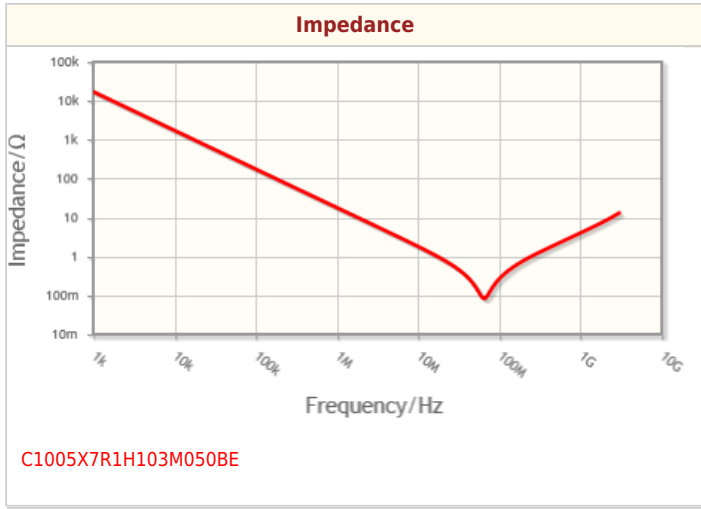
| Other            |                                    |
|------------------|------------------------------------|
| Soldering Method | Reflow                             |
| AEC-Q200         | No                                 |
| Packing          | Punched (Paper)Taping [180mm Reel] |
| Package Quantity | 10000pcs                           |

! Images are for reference only and show exemplary products.  
! This PDF document was created based on the data listed on the TDK Corporation website.  
! All specifications are subject to change without notice.

C1005X7R1H103M050BE



Characteristic Graphs(This is reference data, and does not guarantee the products characteristics.)

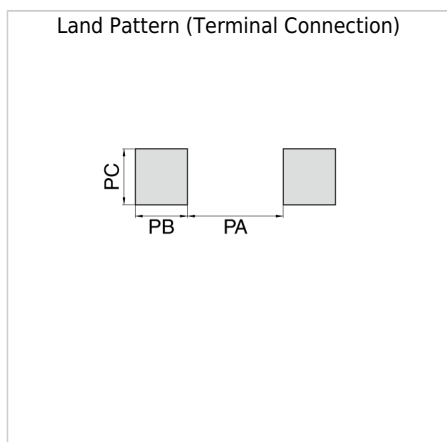


! Images are for reference only and show exemplary products.  
! This PDF document was created based on the data listed on the TDK Corporation website.  
! All specifications are subject to change without notice.

C1005X7R1H103M050BE



## Associated Images



! Images are for reference only and show exemplary products.  
! This PDF document was created based on the data listed on the TDK Corporation website.  
! All specifications are subject to change without notice.